




Senior community outreach has become the care model standard for many communities that lack bed space. Most models represented in this brochure have application for home modification. So, with that purpose in mind, we have developed a comprehensive line of multi-piece options to enable remodeling with code compliant and non-code accessible showers.



One Source SENIOR CARE

Everyday living for all ages - through all stages of life



One Source Solutions For
SENIOR CARE

imitoday.com



Independent Living

The "Independent" concept in Senior Living envisions a stand-alone home with all the benefits of community living. The living environment is comfortable and familiar yet safe and secure enabling the resident to remain independent, stay active and retain a well-balanced social life.



ADA- Skilled Nursing

Every Senior Living facility requires some minimum number of Code compliant showers. The challenge is to select a shower which meets every code requirement, while being pleasing to the eye, non-institutional in appearance, safe and durable. Comfort Designs Asura Collection and Sollus ProTrench models meet all these criteria.



Memory Care

Comfort Designs' showers are designed to fulfill all the needs of Memory Care residents and staff. The goal is to assist with daily activities, help awaken the senses so that, where possible, memories are awakened and relieve stress.

Terri Killion
Sales Director - West
terri@imitoday.com
623.258.3467

Andrew Sharpe
Sales Director - South
andrew@imitoday.com
731.607.7601

Andy Linaman
Sales Director - East
andy@imitoday.com
651.252.2776

Richele Smith
Sales Director - Midwest
richele@imitoday.com
816.334.7946

One Source SENIOR CARE

solutions for your every need



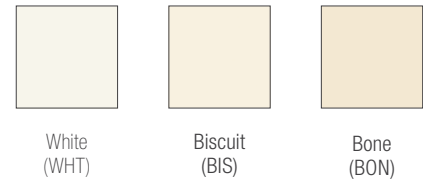
Independent Living | ADA | Memory Care

Color Offering


one source for seamless finish

30
YEAR
WARRANTY


AcrylX™



COMFORT DESIGNS SOLID SURFACE



COMPRESSION MOLDED SOLID SURFACE



Solid Surface features

- designer finish color options
- custom mold flexibility
- matte finish, solid surface
- seamless
- nonporous
- resists stains and odors
- configurable accessory locations
- easy to clean
- renewable
- LEED credits
- 30 year limited warranty

IMI

Featuring
comfort designs



Sollus Pro Trench SLSPR06234TR.75 shown in L-bar configuration

Independent Living

Level entry showers are commonplace for Independent Living design today. The stainless trench grate cover is designed to blend with modern bathing room fixture finishes of all kinds. It is important that all accessories share a common bond of form and function.

- 1 Clean, subway tile design
- 2 Simple grab bar systems
- 3 Hand-held grab bar/slide guide
- 4 Level entry trench drain system
- 5 Contemporary, stainless, wedge-wire grate
- 6 Option for compliant door



XST 6236 TR COL shown with glass partition



ADA

Sollus Pro Trench & Asura

Code compliance can be synonymous with skilled nursing in that both require full adaptability of base shower models into fully accessible systems delivering the highest quality of care to the resident and the most assistance to the caregiver.

- 1 L-Bar or U-Bar model configuration
- 2 Padded fold-up seat for comfort
- 3 Open footprint configuration option
- 4 Multi-wall valve placement option
- 5 Caregiver curtain available



Asura XST6030trcol1.0 shown in L-bar configuration



Memory Care

Showers for memory care patients are challenging for many reasons. The caregiver needs to assume control with respect. Grab bars and floors should be contrasting to the wall so they can be easily seen. This allows a confused bather to feel more comfortable and at ease during a bath.

- 1 Wing wall design creates privacy alcove
- 2 Contrasting grab bars
- 3 Contrasting floor/wall
- 4 Reduced footprint design



XST 6542 BF COL .875 WW wing wall design creates privacy alcove