

# SB60x36-4TD-xH-LC

60 X 36 SHOWER BASE WITH 4" TRENCH DRAIN

IMI LITECAST™

Note: Base dimensions may vary +/- 1/4"

\* Also available in IMI ProCast™



## FEATURES

- Shower base size: 60"x 36"
- Curb size: 3" x 3"
- Construction: \* Solid one piece  
\* Pre-leveled  
\* Rests on the subfloor  
\* Grout-free  
\* Non-porous  
\* Water & Leak-proof
- Resistant to: \*Bacteria  
\* Mold and mildew  
\* Stains (easy to clean)
- Flange: Industrial composite  
(attached in our factory)

## STANDARDS AND RATINGS

- Typical CSI Code: 22 42 23 (Div 22)
- Complies with ANSI Z124 Test
- Complies with ASTM F 462 (Anti-slip test), Our lowest value read was 0.07, test requires 0.04
- MAS Certified Green
- ASTM (Fire rating)

Code compliant when fully equipped and installed according to guidelines.

### DRAIN FINISHES

Solid Cover	Code
Brushed Stainless Steel	SS
Ornamental (Slotted)	OSS
Decorative (Perforated)	DSS
Powder Coated	W, MB

Material to be crated and stacked on pallets.

### COLOR & TRIM OPTIONS

Standard Color	Code
White	SW

Optional Color	Code
Cream	SC
Ivory	SI
Warm White	WW

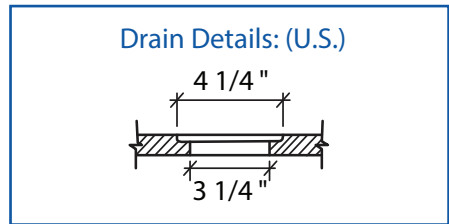
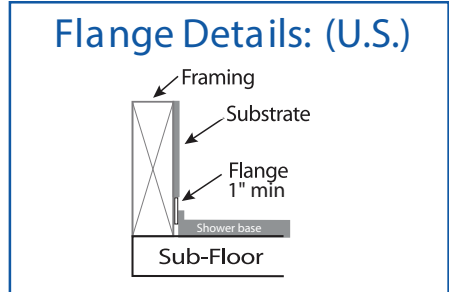
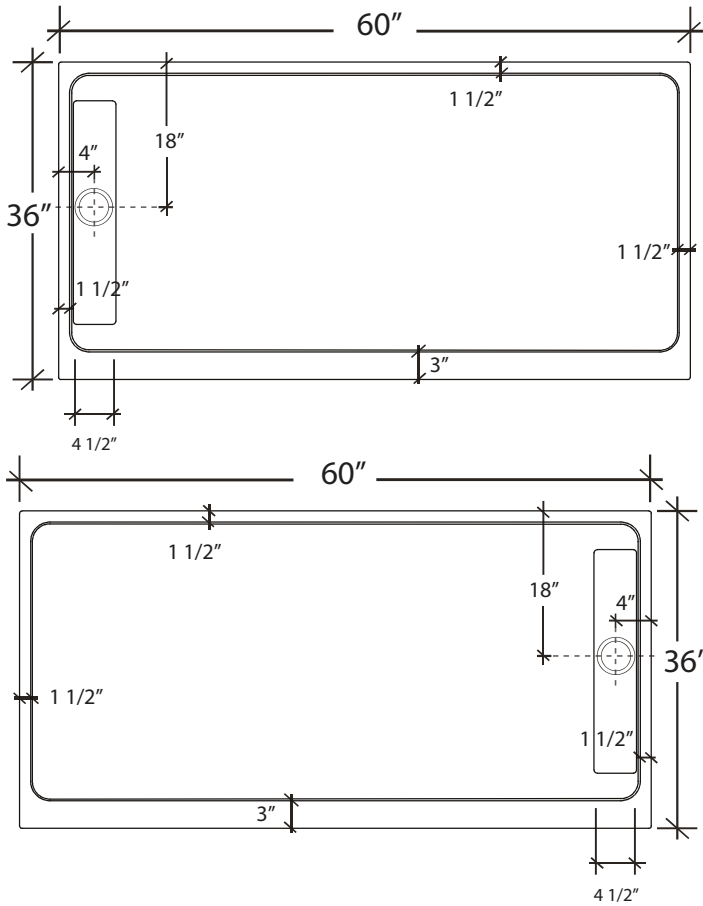


Cast Marble Solutions

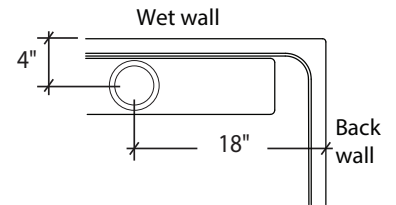
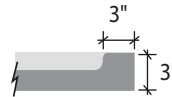


# SB60x36-4TD-xH-LC

60 X 36 SHOWER BASE WITH 4" TRENCH DRAIN  
IMI LITECAST™



**Side View of Curb**





**Drain Location Detail**

**FEATURES** Dimensional Tolerance  $\pm \frac{1}{4}$ ". Dimensions needed for site preparation should be measured from the unit. American Bath Group assumes no responsibility for preparatory work.

Type and Model #	Material	Shower Base	Pieces
Shower Base #SB60x36-3.5TD-xH-LC	Cast Marble	Anti-Slip/Textured Finish	1

**SUGGESTED DRAINS**

Image	Description
	Solvent Weld type fitting similar to Oatey Part No. 42097
	Compression type "No-Caulk" fitting similar to Oatey Part No. 42099

Drains are not sold by IMI

Rev. 04.2024